

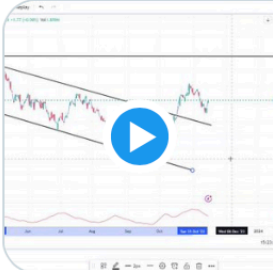
Factor Members Private Twitter Feed - November 14, 2023



FactorMembers @factor_members · Nov 14



Returned to a 50% long position in **\$GLD**
My current thoughts on Gold in video format



loom.com

My current thoughts on Gold (GLD)

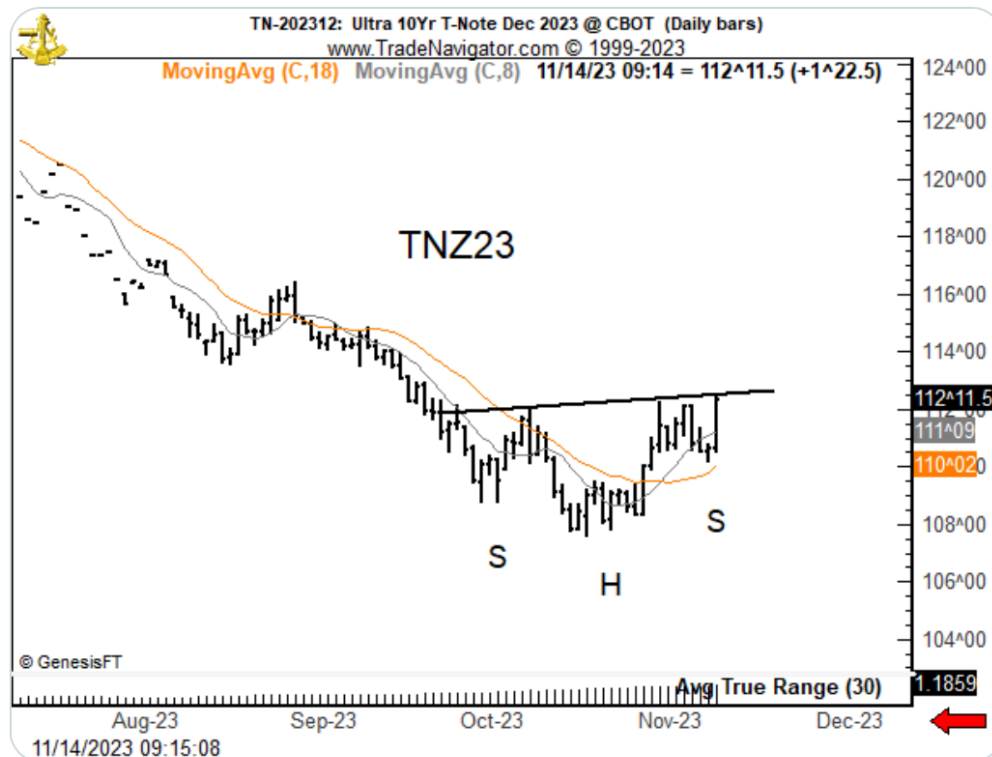
Loom LINK: <https://www.loom.com/share/a7a7bf7c0944460a67b3b9c408b92e8?t=0>



FactorMembers @factor_members · Nov 14



The case can be made for this along the entire yield curve





FactorMembers @factor_members · Nov 14

This is an excellent example of how charts morph over time -- sometimes taking on an entirely different congestion construction, sometimes just redefining the original pattern. Yes, this is a wedge.

Calculus @calycekr · Nov 14

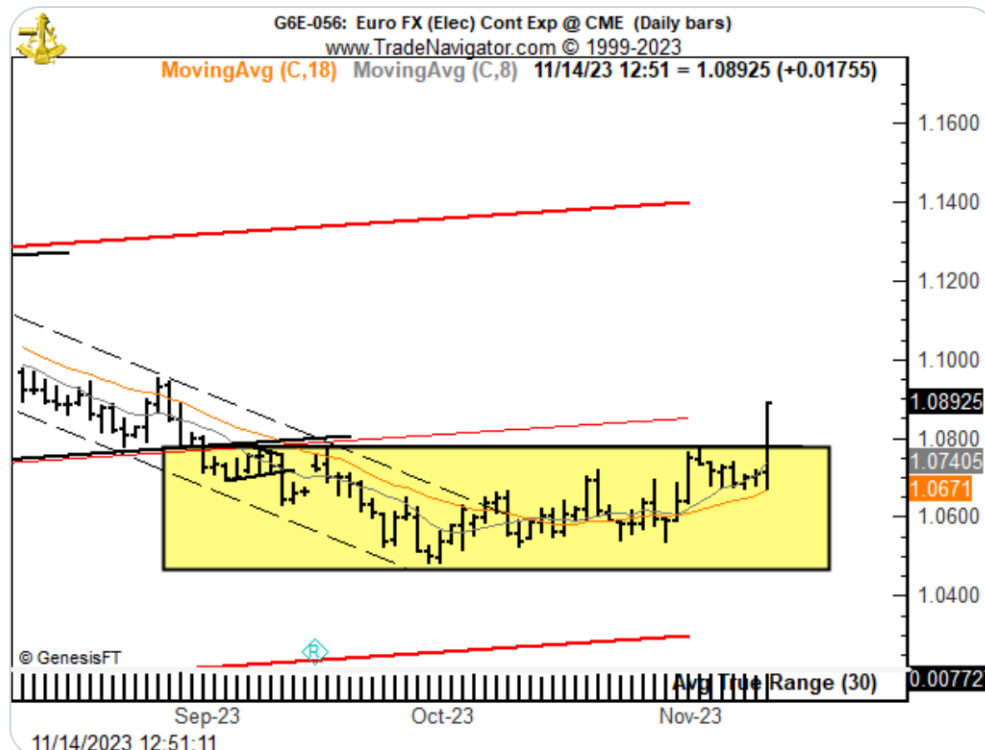
Replying to @factor_members

\$ZC_F Does this qualify for falling wedge?



FactorMembers @factor_members · Nov 14

Case can be made that Eurocurrency has bottomed against USD **\$G6E_F**





Crypto update

I have flattened my position in ETH but remain long 50% in BTC

Why?

Still higher targets in BTC and no 3DTSR yet

Targets met in ETH AND 3DTSR triggered Nov 12, reconfirmed today

